

Name : _____

Score : _____

Teacher : _____

Date : _____

Classify each angle as acute, obtuse, right, or straight.

1)  _____

6)  _____

2)  _____

7)  _____

3)  _____

8)  _____

4)  _____

9)  _____

5)  _____

10)  _____

11) 73° _____

16) 90° _____

12) 176° _____

17) 37° _____

13) 170° _____

18) 169° _____

14) 110° _____

19) 62° _____

15) 63° _____

20) 180° _____



Name : _____

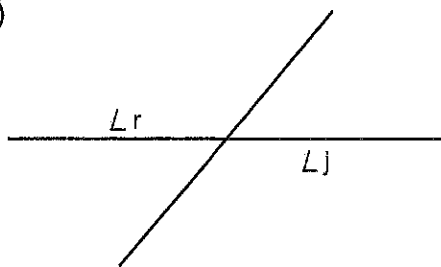
Score : _____

Teacher : _____

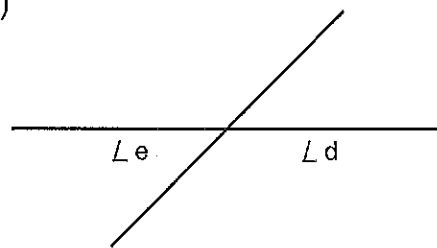
Date : _____

Name the relationship: complementary, linear pair, vertical, or adjacent.

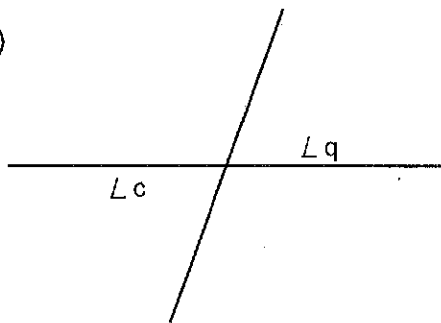
1)



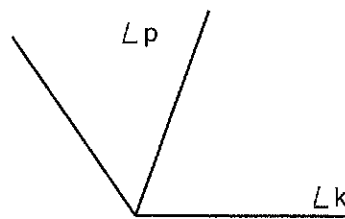
2)



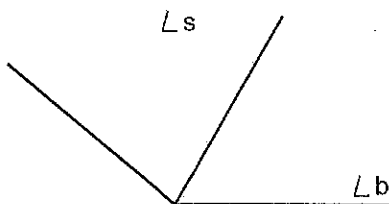
3)



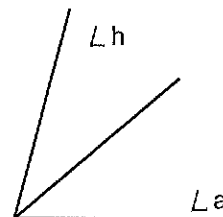
4)



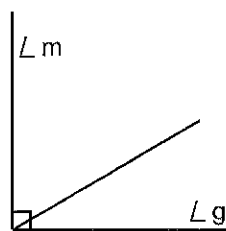
5)



6)



7)



8)

